



Food and Agriculture
Organization of the
United Nations

CETACEAN IDENTIFICATION CARDS for Indian Ocean Fisheries



iotc ctoi

The designations employed and the presentation of material in this information product do not imply the expression of any opinion whatsoever on the part of the Food and Agriculture Organization of the United Nations (FAO) concerning the legal or development status of any country, territory, city or area or of its authorities, or concerning the delimitation of its frontiers or boundaries. The mention of specific companies or products of manufacturers, whether or not these have been patented, does not imply that these have been endorsed or recommended by FAO in preference to others of a similar nature that are not mentioned.

The views expressed in this information product are those of the author(s) and do not necessarily reflect the views or policies of FAO.

© FAO, 2018



Some rights reserved. This work is made available under the Creative Commons Attribution-NonCommercial-ShareAlike 3.0 IGO licence (CC BY-NC-SA 3.0 IGO; <https://creativecommons.org/licenses/by-nc-sa/3.0/igo>).

Under the terms of this licence, this work may be copied, redistributed and adapted for non-commercial purposes, provided that the work is appropriately cited. In any use of this work, there should be no suggestion that FAO endorses any specific organization, products or services. The use of the FAO logo is not permitted. If the work is adapted, then it must be licensed under the same or equivalent Creative Commons license. If a translation of this work is created, it must include the following disclaimer along with the required citation: "This translation was not created by the Food and Agriculture Organization of the United Nations (FAO). FAO is not responsible for the content or accuracy of this translation. The original [Language] edition shall be the authoritative edition.

Any mediation relating to disputes arising under the licence shall be conducted in accordance with the Arbitration Rules of the United Nations Commission on International Trade Law (UNCITRAL) as at present in force.

Third-party materials. Users wishing to reuse material from this work that is attributed to a third party, such as tables, figures or images, are responsible for determining whether permission is needed for that reuse and for obtaining permission from the copyright holder. The risk of claims resulting from infringement of any third-party-owned component in the work rests solely with the user.

Sales, rights and licensing. FAO information products are available on the FAO website (www.fao.org/publications) and can be purchased through publications-sales@fao.org. Requests for commercial use should be submitted via: www.fao.org/contact-us/licence-request. Queries regarding rights and licensing should be submitted to: copyright@fao.org.

Contents

IOTC requirements regarding cetaceans.....	4
How to use this guide.....	5
Glossary of terms.....	6
Cetacean morphology.....	7
Species accounts.....	8
Dolphins.....	8
Porpoises.....	21
Large dolphins / blackfish.....	22
Beaked whales.....	28
Sperm whales.....	33
Baleen whales.....	36
Other species that may occur.....	46

IOTC Requirements Regarding Cetaceans

In accordance with IOTC Conservation and Management Measures (CMMs)* the following are among the most important actions that fishers/observers are expected to take in relation to cetaceans:

1. Fish Aggregating Devices that are designed to reduce the incidence of entanglement should be used.
2. Fishing vessels shall not intentionally set a purse seine net around a cetacean in the IOTC area of competence, if the animal is sighted prior to the commencement of the set.
3. If a cetacean is unintentionally encircled in a purse seine net, the master of the vessels shall take all reasonable steps to ensure the safe release of the cetacean, while taking into consideration the safety of the crew.
4. Fishers shall report any encirclement by purse seine nets, or any other interaction with other fishing gear, through logbooks or observers. The following information shall be recorded:
 - i. the species (if known);
 - ii. the number of individuals;
 - iii. a short description of the interaction, including details of how and why the interaction occurred;
 - iv. the location of the interaction;
 - v. the steps taken to ensure safe release; and
 - vi. an assessment of the animal on release, including whether the cetacean was released alive but subsequently died.

* (it is recommended that you check annually for modifications by IOTC)

How To Use This Guide

Species Accounts

FAO code: presented in the top right corner of each species page as: DBO edge of the page to aid quick navigation.

WoRMS Life Science Identifier ID: 123456 **Colour:** Colour can be very useful to identify cetaceans in the field, however, many colours fade quickly after death and can be obscured in the field at distance or if the animals are poorly lit. Therefore, colour should be used with caution when identifying cetaceans.

Distribution maps: the known, suspected or inferred distribution of each species in the IOTC area is presented in blue on the maps.

Length: all species length measurements refer to the straight-line distance from snout to the notch in the tail flukes and are the maximum size recorded for the species.

Tips to help with identification

Guide organisation: species have been organized into groups according to morphology and/or taxonomy (e.g. beaked whales, dolphins, porpoises, baleen whales, blackfish etc.). These groups are denoted by colour on the

Dead animals: To identify dead animals that can be directly examined, tooth counts, the number of throat pleats and the characteristics of baleen can be very useful for narrowing down and helping to identify species.

Photographs: as a priority take photographs of dead animals. Photograph the head, any diagnostic features, injuries and the entire body from different angles.

Glossary of Terms

Term	Meaning	Term	Meaning
Baleen	Plates of dense, hair-like material (keratin) that hang side by side in rows from the roof of the mouth of baleen whales allowing them to filter feed	Jaw	The upper and lower components of the mouth where the teeth are located. In toothed whales the upper and lower jaws usually each have two tooth rows (left and right)
Beak	Rostrum	Melon	A lump of fatty tissue that forms the forehead of toothed whales and that is thought to function as a means of focusing sound for echolocation
Callosities	A patch of thickened, keratinized tissue on the head of a right whale, inhabited by large numbers of whale lice	Rostrum	The beak-like projection found at the front of the skull or head of a cetacean
Cape	Dark back differentiated by a clear line from the lighter sides of an animal	Tail stock	The part of the body between the dorsal fin and the tail flukes
Dorsal fin	The fin on the top of the back of the body	Throat grooves/ pleats	The longitudinal folds that line a baleen or beaked whales throat from under its mouth to its stomach
Falcate	Sickle shaped, curved, and usually pointed at the tip	Tooth row	Teeth in lower left, lower right, upper left or upper right jaw of a toothed whale
Flippers	The flattened forelimb of a marine mammal	Tripartite	Clearly differentiated three-part colour pattern, normally dark above, light below and intermediate on the sides
Flukes	The horizontal tail of a whale or dolphin	Turbercles	A small rounded projection or protuberance

Cetacean Morphology


Dolphins



General characteristics of dolphins (pages 8 - 20)

- small to medium sized (1-10m)
- numerous conical teeth
- often distinct beak
- often distinct, sizeable dorsal fin
- small to very large group sizes
- single blowhole

Blackfish



General characteristics of blackfish (pages 22-27)

- moderate size (3-7m)
- beak absent
- multiple heavy conical teeth
- dark colour
- large dorsal fin
- often white chevron on chest


Beaked whales



General characteristics of beaked whales (pages 28-32)

- medium sized (4-13m)
- distinct beak
- small dorsal fin set 2/3rds of the way from head
- small flippers that fit into pockets on side of body
- two short throat grooves
- travel in small groups
- tail flukes without central notch
- no more than 1-2 pairs of teeth in lower jaw

Baleen whales



General characteristics of baleen whales (pages 36-45)

- very large size (4-33m)
- double blowhole
- no teeth
- baleen plates in upper jaw
- dorsal fin small, or absent
- most, but not all, are migratory
- generally small group sizes


Common Bottlenose Dolphin

Tursiops truncatus

SP: Tursi3n
FR: Grand dauphin
JA: ハンドウイルカ
CH: 普通宽吻海豚

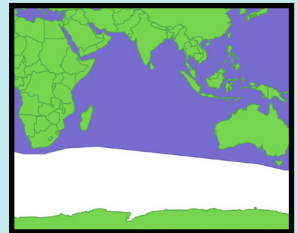
DBO
137111

Max length: 3.8m



Key Diagnostic Features

1. Large robust gray dolphin
2. Short stocky beak separated from melon by a crease
3. Tall falcate dorsal fin near middle of back
4. Colour: dark slate gray fading lighter below
5. Teeth: 18-27 teeth in each tooth row



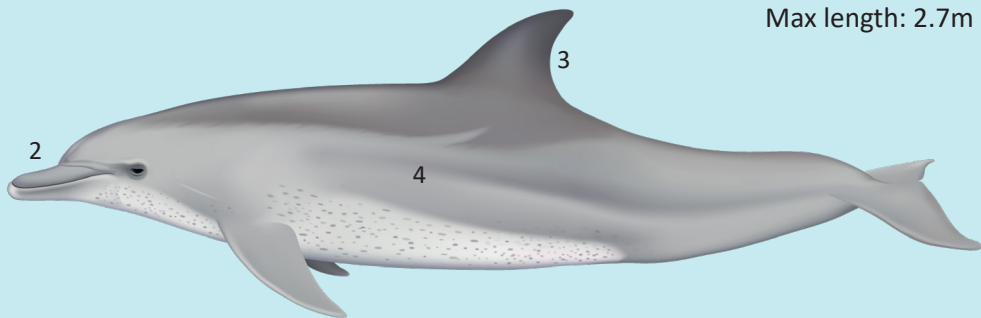
Indo-Pacific Bottlenose Dolphin

Tursiops aduncus

SP: Delfin mular del Indo-Pacífico
FR: Grand dauphin de l'indo-pacifique

JA: ミナミハンドウイルカ
CH: 印度 - 太平洋瓶鼻海豚

DBZ
254983



Max length: 2.7m

Key Diagnostic Features

1. Moderately sized gray dolphin
2. Moderate stocky beak separated from melon by a crease
3. Dorsal fin broader based, less falcate than *T. truncatus*
4. Colour: mid gray fading to lighter with spots underneath
5. Teeth: 21-29 in each tooth row



Dolphins

Pantropical Spotted Dolphin

Stenella attenuata


SP: estenela moteada, delfin manchado pantropical
FR: dauphin tacheté pantropical

JA: マダライルカ
CH: 泛热带斑海豚

DPN

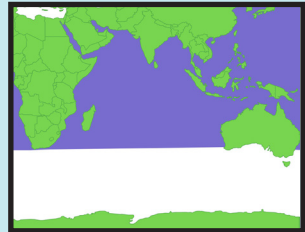
137105

Max length: 2.6m



Key Diagnostic Features

1. Slender dolphin
2. Long rostrum with white lips
3. Very narrow falcate dorsal fin
4. Distinctive dorsal cape starts high above the eye, dips below dorsal fin
5. White spotting variable and sometimes absent
6. Teeth: 34-48 teeth in each tooth row




Spinner Dolphin

Stenella longirostris

SP: estenela giradora, delfin giradora
FR: dauphin à long bec
JA: ハシナガイルカ
CH: 飞旋海豚

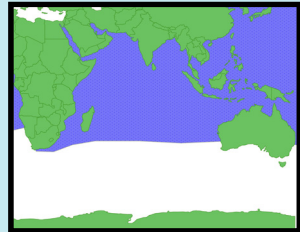
DSI

137109



Key Diagnostic Features:

1. Petite slender dolphin
2. Very long thin rostrum
3. Small triangular dorsal fin
4. Colour: Tripartite pattern, darker above, lighter below
5. Dark eye to flipper stripe and dark lips
6. Teeth: 40-62 small teeth in each tooth row



Striped Dolphin

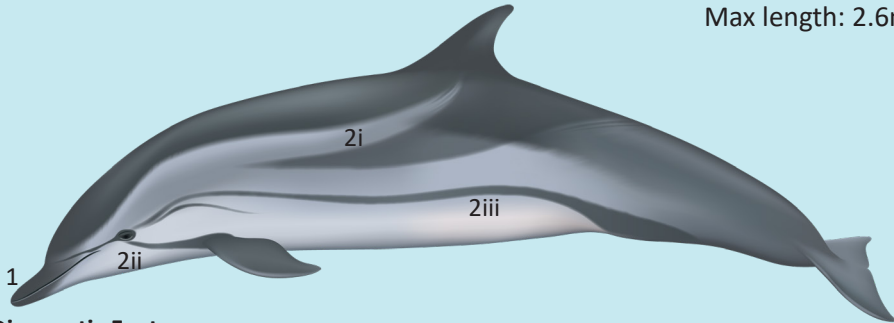
Stenella coeruleoalba

SP: estenela listada, delfin listado
 FR: dauphin bleu et blanc
 JA: スジイルカ
 CH: 条纹的海豚

DST

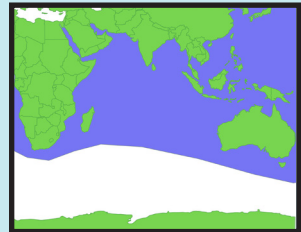
137107

Max length: 2.6m



Key Diagnostic Features:

1. Moderate length beak separated by crease from melon
2. Diagnostic colour pattern:
 - i) gray spinal blaze,
 - ii) dark eye to flipper stripe and
 - iii) dark stripe from eye along the side
3. Teeth: 40-55 teeth in each tooth row



Common Dolphin

*Delphinus delphis**

SP: Delfin común de rostro largo
FR: Dauphin commun
JA: マイルカ
CH: 普通海豚

DCO

137094

Max length: 2.6m



Key Diagnostic Features:

1. Exceptionally long beak
2. Flat sloping melon
3. Distinctive dark gray V colour pattern below dorsal fin
4. Large cream/gold patch on side between dorsal fin and eye
5. Teeth: 54-67 teeth in each tooth row

* *D. d. tropicalis* and *D. d. delphis* occur in the Indian Ocean



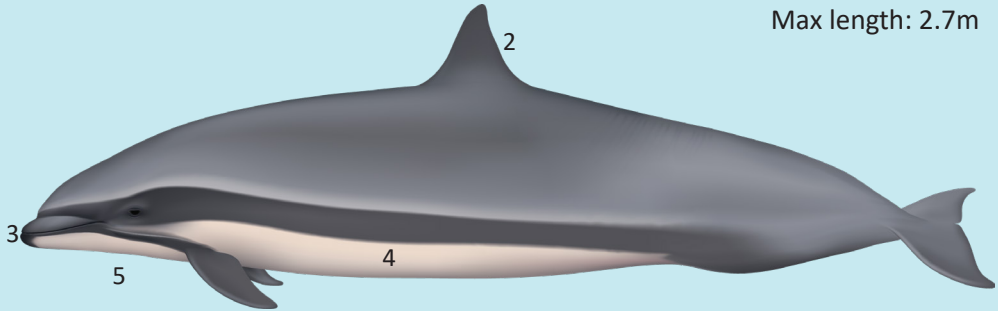
Fraser's Dolphin

Lagenodelphis hosei

SP: delfin de Fraser
FR: dauphin de Fraser
JA: サラワクイルカ
CH: 弗雷泽的海豚

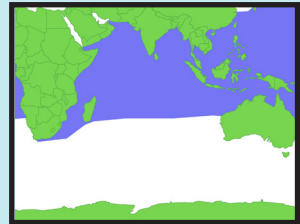
FRD
137099

Max length: 2.7m



Key Diagnostic Features:

1. Stocky dolphin
2. Tiny upright triangular dorsal fin
3. Very short but distinct beak
4. Face to anus stripe, sometimes indistinct
5. Dark stripe from mouth to flipper
6. Teeth: 38-44 teeth in each tooth row




Rough-toothed Dolphin

Steno bredanensis

SP: esteno, delfin de dientes rugosos
FR: sténo
JA: シワハイルカ
CH: 粗齿海豚

RTD

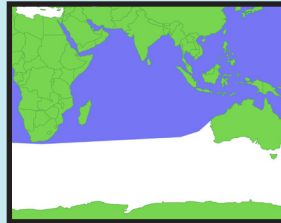
137110



Max length: 2.8m

Key Diagnostic Features:

1. Long conical head with sloping melon
2. Large prominent falcate dorsal fin
3. Dark gray dorsal cape narrows in front of dorsal fin
4. Belly, lips and lower jaw white/pink
5. Teeth: 19-28 in each tooth row
6. Teeth wrinkled and ridged



Dolphins

Indo-Pacific Humpback Dolphin

Sousa chinensis

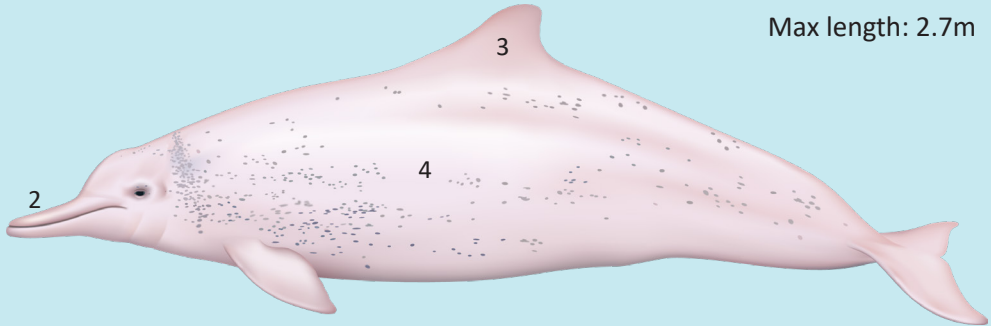
SP: delfin jorobado del Indo-pacifico
FR: dauphin à bosse de l'Indo-Pacifique

JA: シナウスイロイルカ
CH: 印度太平洋驼背海豚

DHI

220226

Max length: 2.7m



Key Diagnostic Features:

1. Robust body
2. Long well-defined beak
3. Short and wide-based dorsal fin
4. Colour: varies from gray in young to mottled pink in adults
5. Teeth: upper jaw 32-38 in each tooth row, lower jaw 29-38



Indian Ocean Humpback Dolphin

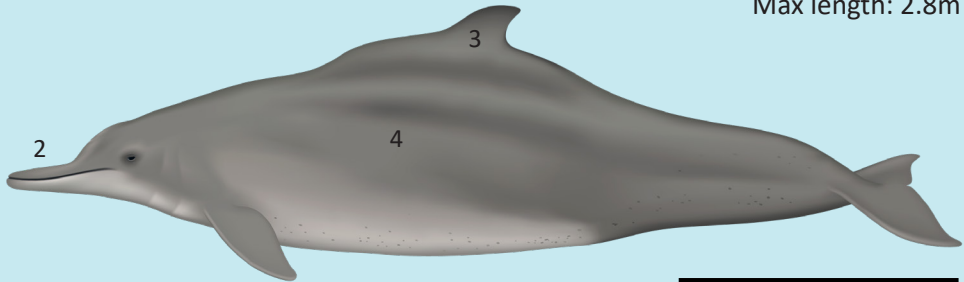
Sousa plumbea

SP: delfin jorobado del Océano Indico
FR: dauphin à bosse de l'océan Indien

JA: ザトウクジライルカ
CH: 印度洋驼背海豚



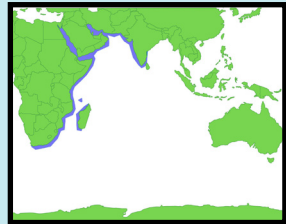
383586



Max length: 2.8m

Key Diagnostic Features:

1. Robust body
2. Long well-defined beak
3. Small dorsal fin sits on a dorsal hump
4. Colour: brown/gray, sometimes with white/pink on dorsal fin
5. Teeth: upper jaw 33-39 in each tooth row, 31-37 lower jaw



Australian Humpback Dolphin

Sousa sahalensis

SP: delfin jorobado Australiano

FR: dauphin à bosse d'Australie

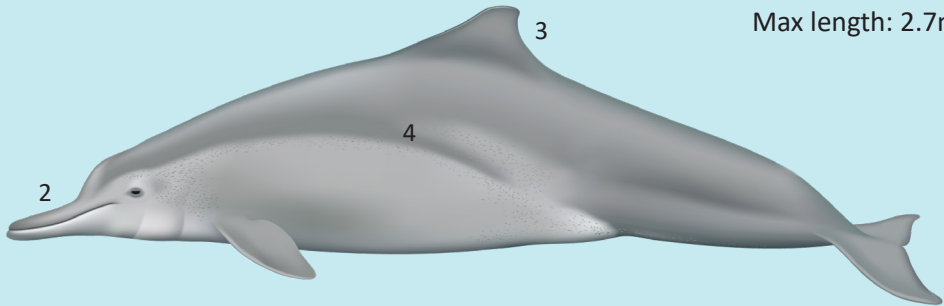
JA:

CH: 澳大利亚驼背海豚

-

816452

Max length: 2.7m



Key Diagnostic Features:

1. Robust body
2. Long well-defined beak
3. Short and wide-based dorsal fin
4. Colour: Light gray with some white on dorsal fin
5. Teeth: upper jaw 31-35 teeth in each tooth row, lower jaw 31-34 per tooth row



Irrawaddy Dolphin


Orcaella brevirostris

SP: delfin de Irawaddy
FR: orcelle, dauphin de l'Irrawaddy
JA: カワゴンドウ
CH: 伊洛瓦底江海豚

IRD

148732

Max length: 2.75m



Key Diagnostic Features:

1. No rostrum; blunt round head
2. Small rounded dorsal fin
3. Dorsal groove from neck to dorsal fin
4. Colour: Light grey, darker above than below
5. Teeth: 8-19 per tooth row in upper jaw, 11-18 per tooth row in lower jaw




Australian Snub-fin Dolphin

Orcaella heinsohni

SP: delfin del Heinsohn
 FR: orcelle d'Australie
 JA: オーストラリアカワゴンドウ
 CH: 澳大利亚鹞鳍海豚

IDB
 343990



Key Diagnostic Features:

1. No rostrum, blunt round head
2. Small rounded dorsal fin
3. No dorsal groove
4. Colour: Light grey, darker above than below
5. Teeth: 11-22 in each tooth row in the upper jaw, 14-19 per tooth row in lower jaw



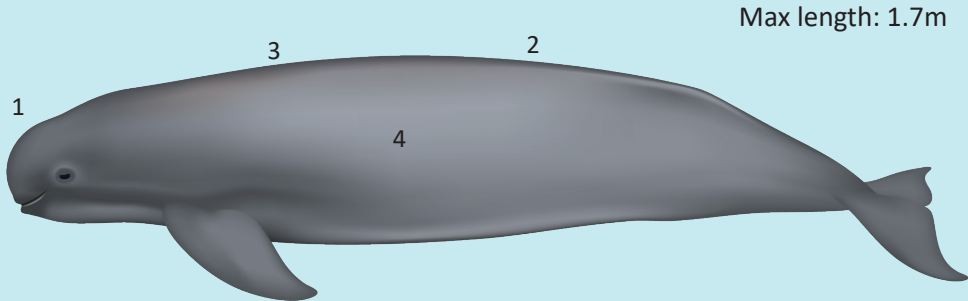
Indo-Pacific Finless Porpoise

Neophocaena phocaenoides

SP: marsopa lisa o sin aleta
FR: marsouin aptère
JA: スナメリ
CH: 印度太平洋无翅海豚

PFI

254985



Key Diagnostic Features:

1. Blunt round head
2. No dorsal fin
3. Bumps or tubercles on centre of back
4. Colour: Light grey to black
5. Teeth: 15-22 spade-shaped teeth in each row




Killer Whale

Orcinus orca


SP: orca
FR: orque
JA: シャチ
CH: 逆戟鯨

KIW
137102

Max length male: 9.8m

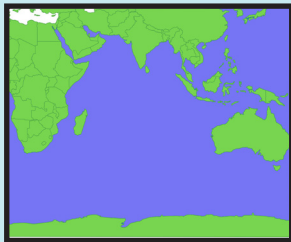


Max length female: 8.5m



Key Diagnostic Features:

1. Very tall straight dorsal fin: up to 2m in males and 0.9m females
2. Blunt snout, poorly defined beak
3. Unique black and white pattern
4. Teeth: 10-14 teeth/tooth row



Short-finned Pilot Whale

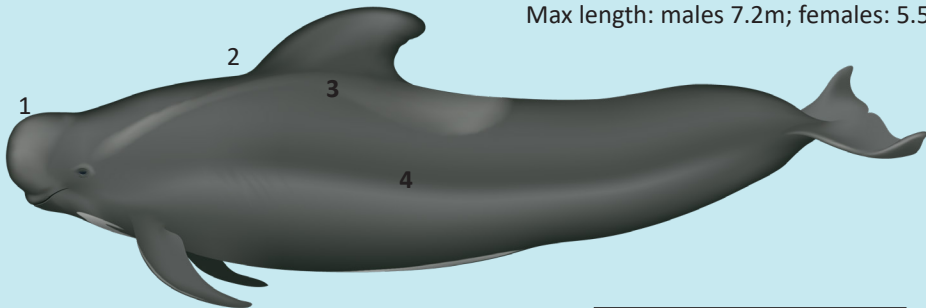
Globicephala macrorhynchus

SP: calderón de aletas cortas
FR: globicéphale tropical
JA: コビレゴンドウ
CH: 短翅鯖鯨

SHW

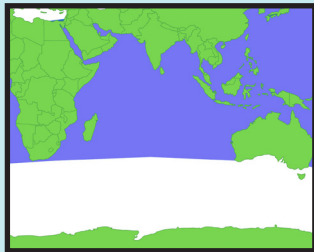
137096

Max length: males 7.2m; females: 5.5m



Key Diagnostic Features:

1. Bulbous round head
2. Dorsal fin only 1/3 way from the head
3. Dorsal fin has very wide base
4. Black brownish, light gray anchor patch on chest
5. Large bulky robust animal
6. Teeth: 7-9 teeth in each tooth row

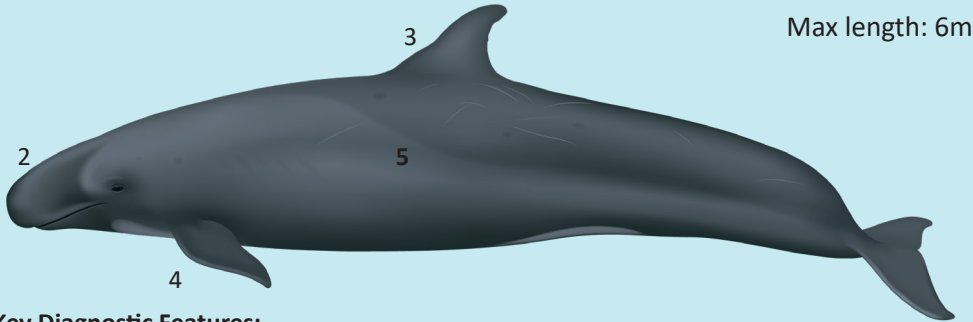


False Killer Whale

Pseudorca crassidens

SP: orca falsa
 FR: faux-orque, pseudorque
 JA: オキゴンドウ
 CH: 假虎鲸

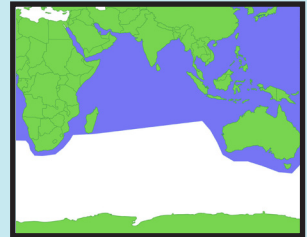
FAW
 137104



Max length: 6m

Key Diagnostic Features:

1. Long slender body
2. No beak, rounded head
3. Dorsal fin: narrow base, moderate height, tip often rounded
4. Flippers with hump on leading edge
5. Colour: Dark grey or black
6. Teeth: 7-12 teeth in each tooth row




Pygmy Killer Whale

Feresa attenuata

SP: orca pigmea
FR: orque pygmée
JA: ユメゴンドウ
CH: 侏儒杀人鲸

KPW

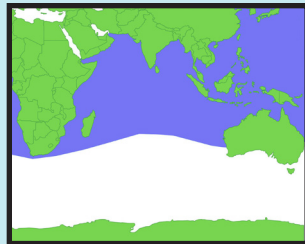
137095



Max length: 2.6m

Key Diagnostic Features:

1. No beak, head rounded
2. Tall falcate dorsal fin rising at an angle from the back
3. Colour: dark gray to black
4. Dorsal cape dips only slightly under dorsal fin
5. Lips white
6. Teeth: 8-11 teeth/row in upper jaw; 11-13 teeth/row in lower jaw



Melon-headed Whale


Peponocephala electra

SP: calderón pequeño, delfín cabeza de melón
 FR: péponocéphale, dauphin d'Electre
 JA: カズハゴンドウ
 CH: 瓜头鲸

MEW

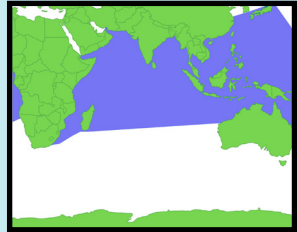
137103

Max length: 2.8m



Key Diagnostic Features:

1. No beak, head triangular when viewed from above
2. Tall falcate dorsal fin in middle of back
3. Lips and tip of lower jaw white
4. Colour: Charcoal gray, dorsal cape dips low below dorsal fin
5. White urogenital patch and anchor shape throat patch
6. Teeth: 20-25 in each tooth row




Risso's Dolphin

Grampus griseus

SP: delfin de Risso
FR: grampus, dauphin de Risso
JA: ハナゴンドウ
CH: 里索的海豚

DRR

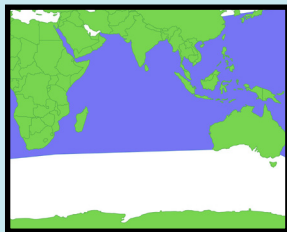
137098



Max length: 3.8m

Key Diagnostic Features:

1. Blunt head, no beak
2. Vertical crease on front of forehead
3. Very tall, falcate dorsal fin
4. Mouthline slopes up
5. Colour: from dark gray to white due to scars
6. Teeth: 2-7 on each side of lower jaw



Cuvier's Beaked Whale

Ziphius cavirostris

SP: zifio de Cuvier, ballena picuda de Cuvier


FR: ziphius, baleine à bec de Cuvier

JA: アカボウケジラ

CH: 库维尔的喙鲸

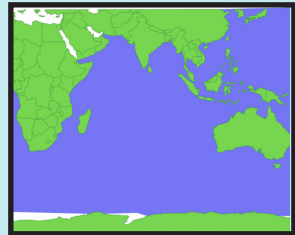
BCW

137127



Key Diagnostic Features:

1. Short poorly defined beak
2. Mouthline curved gently upwards
3. Smoothly sloping forehead and concave area behind the head
4. Paired, V-shaped throat grooves
5. Small, falcate dorsal fin 2/3rds of the way from snout
6. Colour: rusty brown/grey, lighter around the head
7. Dark areas around eyes, and linear and oval scars on body
8. Teeth: Males only – one pair of conical teeth at tip of lower jaw



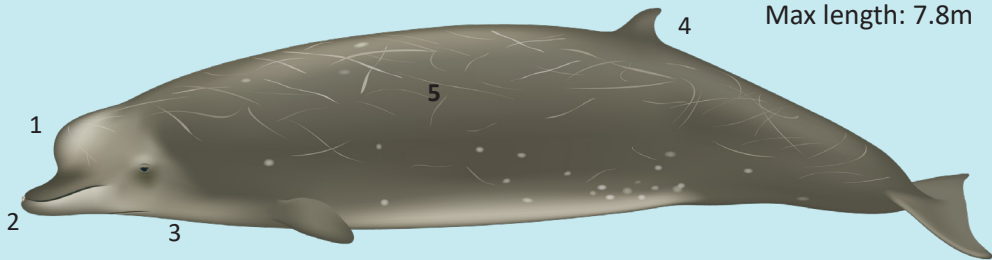
Southern Bottlenose Whale

Hyperoodon planifrons

SP: ballena nariz de botella del sur
FR: hyperoodon austral
JA: ミナミトックリクジラ
CH: 南部宽吻鲸

SRW

343900



Max length: 7.8m

Key Diagnostic Features:

1. Vertical forehead and bulbous melon
2. Distinct beak
3. Paired, V-shaped throat grooves
4. Small, prominent, falcate dorsal fin located 2/3rds of body length from snout
5. Light grey/brown, lighter on head and below
6. Teeth: Males only - one pair of teeth at tip of lower jaw




Longman's Beaked Whale

Indopacetus pacificus

SP: zifio de Longman
FR: baleine à bec de Longman
JA: ロングマンオウギハクジラ
CH: 朗曼的喙鲸

BNW

231418



Max length: 9m

Key Diagnostic Features:

1. Distinct beak and moderately steep forehead
2. Larger dorsal fin than other beaked whales
3. V-shaped grooves on throat
4. Colour: brown to bluish grey
5. Light head and dark band from flippers to eye and blow hole
6. Teeth: Single pair of oval teeth at tip of lower jaw



Gray's Beaked Whale


Mesoplodon grayi

SP: zifio de Gray
FR: baleine à bec de Gray
JA: ミナミオウギハクジラ
CH: 灰色的喙鲸

BYW

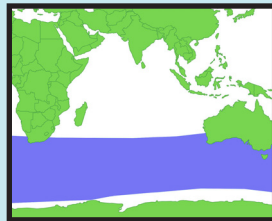
134124

Max length: 5.5m



Key Diagnostic Features:

1. Very long narrow white beak, straight mouthline
2. Shallow sloping forehead
3. Paired, V-shaped throat grooves
4. Colour: mostly grey with scars and scratches
5. Teeth: 17-22 pairs of small teeth at back of upper jaw
6. Males only: Two triangular teeth in middle of lower jaw



Blainville's Beaked Whale

Mesoplodon densirostris

SP: zifio de Blainville, ballena picuda de Blainville

FR: baleine à bec de Blainville


JA: コブハクジラ

CH: 布兰维尔的喙鲸

BBW

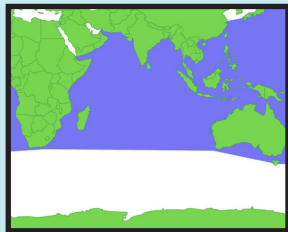
137122

Max length: 4.7m



Key Diagnostic Features:

1. Lower jaw very highly arched
2. Paired, V-shaped throat grooves
3. Colour: brownish grey; males very scarred
4. Males only – jaw arches flattened, and tusks erupt
5. Tusks often covered with stalked barnacles



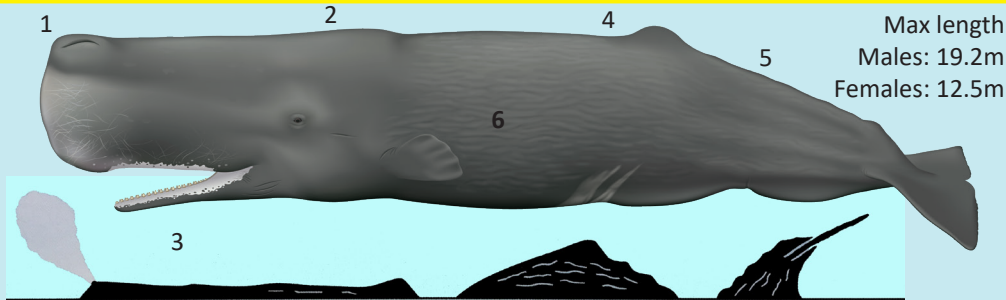
Sperm Whale

Physeter macrocephalus

SP: cachalote
FR: cachalot
JA: マッコウクジラ
CH: 抹香鯨

SPW

137119



Key Diagnostic Features:

1. Huge square head
2. Blow-hole offset to left
3. Narrow under-slung lower jaw
4. Low, rounded dorsal hump
5. Series of bumps on tail stock
6. Colour: predominantly black
7. Teeth: 18-26 teeth in each lower jaw



Sperm Whales


Pygmy Sperm Whale

Kogia breviceps

SP: cachalote pigmeo
FR: cachalot pygmée
JA: コマッコウ
CH: 侏儒抹香鯨

PYW
137113

Max length: 3.8m



Key Diagnostic Features:

1. Tiny underslung lower jaw
2. Large blunt head and robust body
3. Small flippers quite near head
4. Strongly falcate dorsal fin
5. Dorsal fin well behind mid-point of back
6. Light coloured curved mark behind eye
7. Teeth: 12-16 long sharp teeth in each lower jaw




Dwarf Sperm Whale

Kogia sima

SP: cachalote enano
FR: cachalot nain
JA: オガワコマッコウ
CH: 矮小的抹香鲸

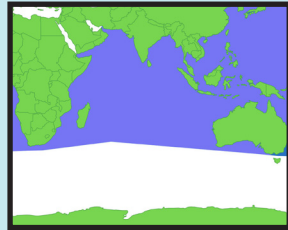
DWW
159025

Max length: 2.7m



Key Diagnostic Features:

1. Tiny underslung lower jaw
2. Large blunt head and robust body
3. Small blunt flippers near head
4. Dorsal fin just behind mid-point of back
5. Light coloured curved mark behind eye
6. Teeth: 7-12 teeth in each lower jaw



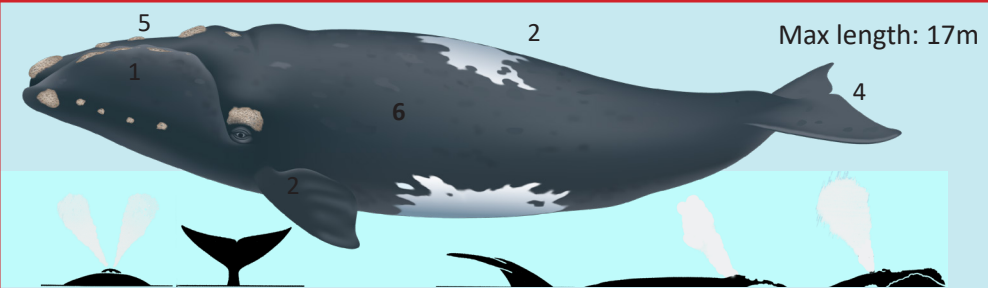
Sperm Whales

Southern Right Whale

Eubalaena australis

SP: ballena franca austral
 FR: baleine australe, baleine french australe
 JA: ミナミセミクジラ
 CH: 南方の右鯨

EUA
 220222



Key Diagnostic Features:

1. Arched mouthline
2. No dorsal fin & paddle/fan shaped flippers
3. Head up to 1/3rd total body length
4. Tail flukes very wide, with smooth trailing edge
5. Callosities on the head
6. Colour: black with white belly patches
7. Baleen: 200-270 long, narrow baleen plates/side up to 3m long; dark grey to black with fine grey to black fringes



Pygmy Right Whale

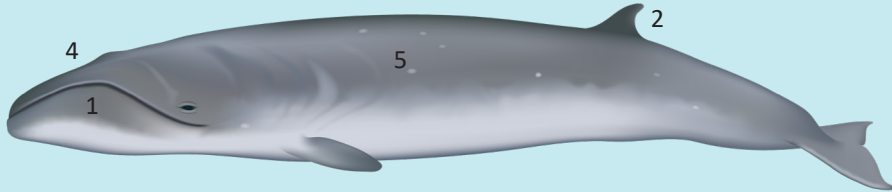
Caperea marginata

SP: ballena franca pigmea
FR: baleine pygmée
JA: コセミクジラ
CH: 俾格米右鯨

CPM

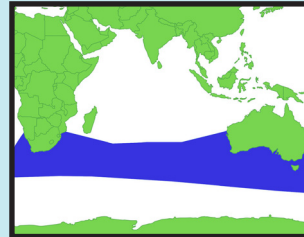
231424

Max length: 6.5m



Key Diagnostic Features:

1. Arched mouthline
2. Falcate dorsal fin ~75% of distance from snout
3. Head less than 1/3 body length
4. Single mid-dorsal ridge on head
5. Colour: dark grey above, lighter below
6. Baleen: 213-230 baleen plates/side up to 68cm long, yellowish white in colour with very fine fringes



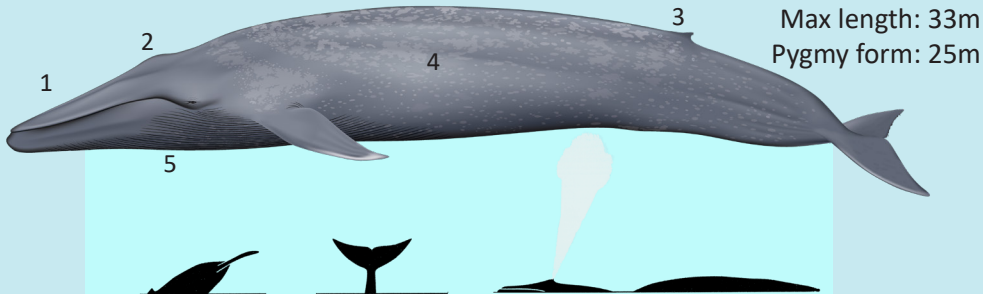
Blue Whale

Balaenoptera musculus

SP: ballena azul
FR: rorqual bleu, baleine bleu
JA: シロナガスクジラ
CH: 蓝鲸

BLW

137090



Max length: 33m
Pygmy form: 25m

Key Diagnostic Features:

1. U-shaped head (viewed from above)
2. Single ridge along centre of head and large splash-guard around blowholes
3. Dorsal fin very small $\frac{3}{4}$ of the distance from the snout
4. Colour: Mottled blue and light grey
5. 60-88 long throat pleats extending near the naval
6. Baleen: 260-400 pairs of black plates each <1m long, with coarse bristles

Fin Whale

Balaenoptera physalus

SP: rorcual común, ballena de aleta

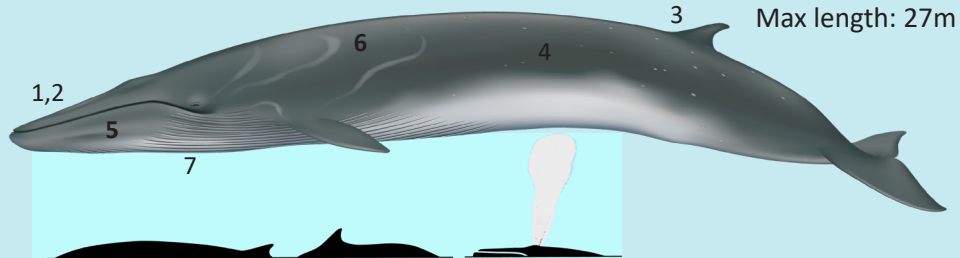
FR: rorqual commun

JA: ナガスクジラ

CH: 鲸鱼

FIW

137091



Key Diagnostic Features:

1. V-shaped head (viewed from above)
2. Single ridge along centre of head
3. Dorsal fin taller and more falcate than blue whale
4. Colour: black/dark brown fading to light underneath
5. Left lower jaw dark, right lower jaw white
6. Many white swirls/chevrons on body
7. 50-100 long throat pleats that reach the naval
8. Baleen: 260-480 plates/side, dark grey to black fringed with lines of yellow/white or olive green



Sei Whale

Balaenoptera borealis

SP: rorcual sei, ballena sei


FR: rorqual de Rudolphi

JA: イワシクジラ

CH: 塞鲸

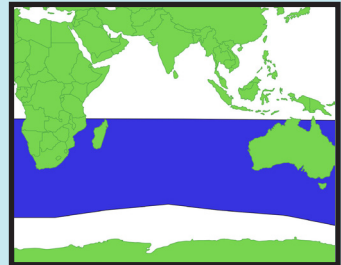
SIW

137088



Key Diagnostic Features:

1. Dorsal fin rises at a steep angle from back
2. Fairly pointed rostrum
3. Single ridge along centre of head
4. Colour dark grey or brown
5. Often many scars on body
6. 32-65 short throat pleats that end much before navel
7. Baleen: 219-402 black baleen plates/side with very fine grey/white fringes



Bryde's Whale

Balaenoptera edeni/brydei complex

SP: rorqual tropical, ballena de Bryde


FR: rorqual de Bryde

JA: カツオクジラ

CH: 布赖德的鲸鱼

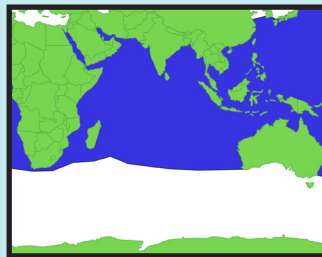
BRW

137089



Key Diagnostic Features:

1. Three prominent ridges down centre of head
2. Tall falcate dorsal fin
3. Dark grey above with some scars, lighter below
4. Jaws and lips dark
5. 40-70 throat pleats reach to, or past the naval
6. Baleen: 250-370 pairs of grey baleen plates with coarse light grey fringes



Omura's Whale

Balaenoptera omurai

SP: ballena de Omura

FR: rorqual d'Omura


JA: ツノシマクジラ

CH: 大村の鯨魚

BXO

343896

Max length: 12m



Key Diagnostic Features:

1. Single ridge on centre of head
2. Tall, very falcate dorsal fin, rising steeply from back
3. Body dark grey above, lighter below
4. White lower right jaw, dark lower left jaw
5. Light streaks on back
6. 80-90 throat pleats reach to naval
7. Baleen: 180-210 pairs of short/broad baleen plates, cream in the front and black in the rear




Common Minke Whale

Balaenoptera acutorostrata

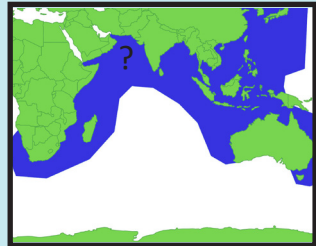
SP: rorcual enano, ballena minke
FR: petit rorqual
JA: コイワシクジラ
CH: 普通小须鲸

MIW
137087



Key Diagnostic Features:

1. Small, sleek whale
2. Sharply pointed head, prominent ridge on centre
3. Gray above, light below, distinctive light areas on sides
4. Bright white patch on each flipper
5. 50-70 short throat pleats extending to just past flippers
6. Baleen: 231-285 pairs of cream coloured plates

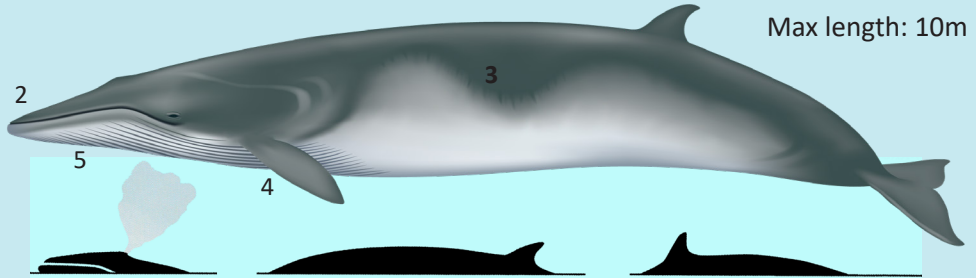


Antarctic Minke Whale

Balaenoptera bonaerensis

SP: rorcual enano, ballena minke
FR: petit rorqual Antarctique
JA: クロミンククジラ
CH: 南极小须鲸

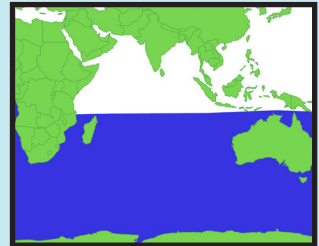
BFW
231405



Max length: 10m

Key Diagnostic Features:

1. Small sleek whale
2. Sharply pointed head, prominent ridge on centre
3. Gray above, light below, distinctive light areas on sides
4. Uniform grey flippers
5. 22-38 short throat pleats extending to just past flippers
6. Baleen: 200-300 pairs of black or white baleen plates

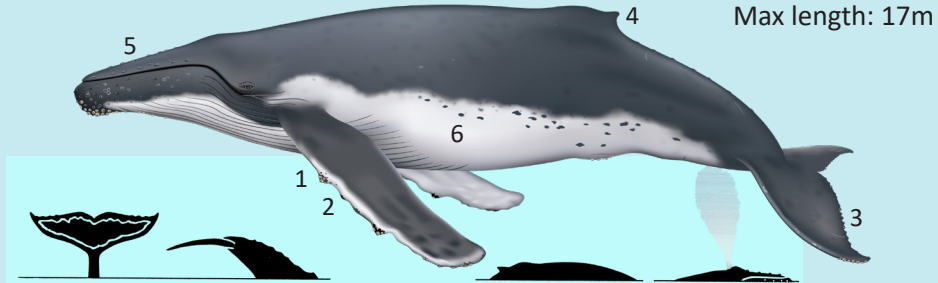


Humpback Whale

Megaptera novaeangliae

SP: rorcual jorobado, ballena jorobado
FR: baleine à bosse, mégaptère, jubarte
JA: ザトウクジラ
CH: 座头鲸

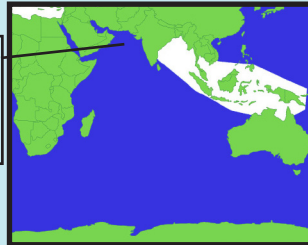
HUW
137092



Key Diagnostic Features:

1. Very long flippers up to 1/3rd of total body length
2. Series of bumps on flipper edges
3. Serrated trailing edge to tail flukes
4. Low broad dorsal hump
5. Tubercles on the head
6. Black and white colouration
7. 14-35 long throat pleats extending to the naval
8. Baleen: 270-400 pairs of black/olive baleen plates

Location of
Endangered
non-migratory
Arabian Sea
humpback
whale popu-
lation



Other possible species

Species	Range	Key diagnostic features	Species	Range	Key diagnostic features
Hourglass dolphin (<i>Lagenorhynchus cruciger</i>) - HRD 383563	Cold temperate & polar	max length: 1.9m black back, white belly, white hourglass pattern on side. blunt beak, large dorsal fin. teeth: 26-35 per tooth row	Strap-toothed beaked whale (<i>Mesoplodon layardii</i>) - TSW 231429	Deep, offshore temperate & subantarctic	max length: 6.2m black/grey colour with white patches including white beak, lower jaw, thoracic area, & behind eye. male: 2 long tusks curve over beak
Southern right whale dolphin (<i>Lissodelphis peronii</i>) - RSW 231414	Cool temperate & subantarctic	max length: 3m long, thin dolphin. no dorsal fin, tiny beak, black back and white belly. teeth: 44-49 per tooth row	Andrews' beaked whale (<i>Mesoplodon bowdoini</i>) - BDW 231430	Deep, offshore, temperate & subantarctic	max length 4.4m dark grey colour with white beak tip and white scars on body, arched mouthline, short beak, shallow sloping melon. Male: two flattened tusks emerge from middle of jaw and angle backwards
Arnoux's beaked whale (<i>Berardius arnuxii</i>) - BAW 242606	Deep, cold, temperate & subpolar	max length: 9.3m tube-like beak, steep bulbous forehead, blowhole with back hinge, slate gray / light brown, dorsal fin with rounded tip. 4 triangular teeth	Deraniyagala's beaked whale (<i>Mesoplodon hotaula</i>) - 384422	Tropical Indo-Pacific	max length 4.8m moderate length beak and slightly arched mouthline in males. colour is dark gray with lower portion of beak white. Male: 2 flattened tusks emerge from top of jaw arch
Hector's beaked whale (<i>Mesoplodon hectori</i>) - BHW 137125	Cool temperate	max length: 4.3m fairly long beak, sloping forehead, straight mouthline, dark grey above, lighter below. Male - white beak and forehead. 2 triangular tusks in jaw tip	True's beaked whale (<i>Mesoplodon mirus</i>) - BTW 137126	Southern Indian Ocean	max length: 5.4m grey body but white/light gray dorsal fin, tail stock, underside of flukes and lower jaw. two oval tusks angle forward and emerge from tip of lower jaw

These identification cards are produced by the Indian Ocean Tuna Commission (IOTC), to help improve information and statistics on cetaceans that interact with tuna fisheries in the Indian Ocean. Cetaceans are particularly vulnerable to exploitation, and improved documentation of cetacean mortality in fishing operations will help regional fisheries managers to ensure that Indian Ocean fisheries are managed in a sustainable manner. These guides are designed to be used by fisheries observers, samplers, fishing masters and crew on board fishing vessels targeting tuna, tuna-like species and sharks in the Indian Ocean.

This publication was made possible through financial support provided
by the US Marine Mammal Commission



This publication was produced by Dr Gill Braulik

Key sources of information used in creation of these cards:

Berggren P (2009) Whales and dolphins: A field guide to marine mammals of East Africa, and
Jefferson TA, Webber MA, Pitman RL (2015) Marine mammals of the world: a comprehensive
guide to their identification

Illustrations © Uko Gorter. Dive profiles © Phil Coles

For further information contact:

Indian Ocean Tuna Commission
Le Chantier Mall

PO Box 1011, Victoria, Seychelles

Phone: +248 422 54 94 Fax: +248 422 43 64

Email: IOTC-Secretariat@fao.org

Website: <http://www.iotc.org>



Some rights reserved. This work is available
under a [CC BY-NC-SA 3.0 IGO](https://creativecommons.org/licenses/by-nc-sa/3.0/) licence